PUSH-IN FITTINGS FOOD GRADE HFR SERIES

PLUS

TEA⁺ SURFACE TREATMENT ABLE TO GUARANTEES A HIGH RESISTANCE TO CORROSION AND CHEMICALS

RELIABILITY and **HIGH MECHANICAL EFFICIENCY** are key features for high performances

COMPLETE RANGE for a wide array of applications

Suitable for **FOOD & BEVERAGE AND COFFEE MACHINES**

PRODUCTS CAN BE TAILOR-MADE TO SPECIFIC CUSTOMER NEEDS

M A D E I N I T A L Y



p. 77 / **HFRC-G**



p. 77 / **HFROC**



p. 77 / **HFRCF-G**



p. 78 / **HFRMM**

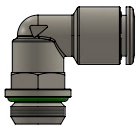

p. 78 / **HFRL-G**



p. 78 / **HFRT-G**

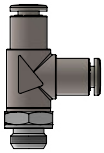

p. 79 / **HFRST-G**



p. 79 / **HFRA-G**



p. 79 / **HFRUC**

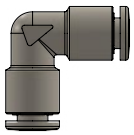

p. 80 / **HFRUL**

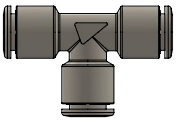

p. 80 / **HFRUT**

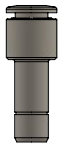

p. 80 / **HFRGJ**

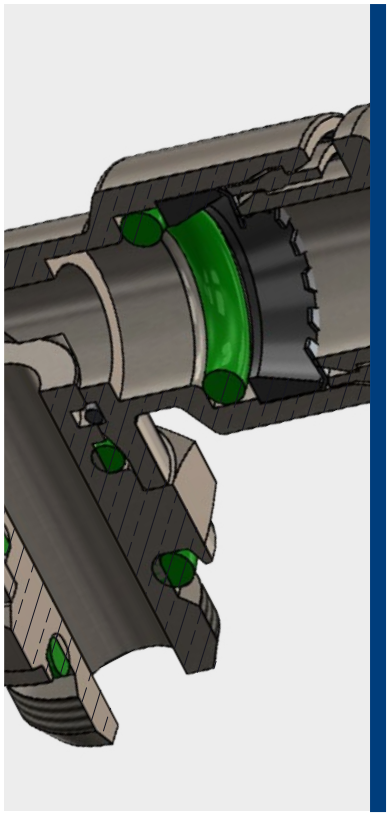

-20°C ÷ 150°C

Working pressure:
20 Bar
Negative pressure:
- 0,95 Bar (- 95 kPa)

Compressed air, vacuum, water and fluids suitable with the construction materials

- Parallel gas BSPP ISO 228 from G1/8" to G1/2"
- Metric ISO 262 M5 and M7

Polyamide PA, Polyethylene PE, FEP and PTFE

TEA⁺

HIGHLY CORROSION RESISTANT in strong acidic or alkaline enviroments:
- thicknesses of 2 - 4 µm withstand
- ASS 96h and CASS 48h salt spray tests

EN 16058 rig test (26 weeks)
NSF 61 section 8- pH5 Commercial hot (82°C) for taps, sanitary fittings, HVAC
EN 16889 for professional coffee machines and other "food zone" devices.

Body: TEA⁺ plated brass
Collet: TEA⁺ plated brass
Collar: PVDF-UHM FDA compliant
Lock claw: Stainless steel AISI 301
Back ring: PVDF-UHM FDA compliant
O-ring: FKM NSF/ANSI 61 certified and FDA compliant
Retaining ring for swivel system: Stainless steel AISI 302

NSF/ANSI 169

Food contact materials EC 1935/2004

ICIM certified product food contact materials

SILICONE FREE

Products in compliance with EC Regulation 1907/2006

Products in compliance with the directive EU 2015/863

CONSTRUCTION DETAILS

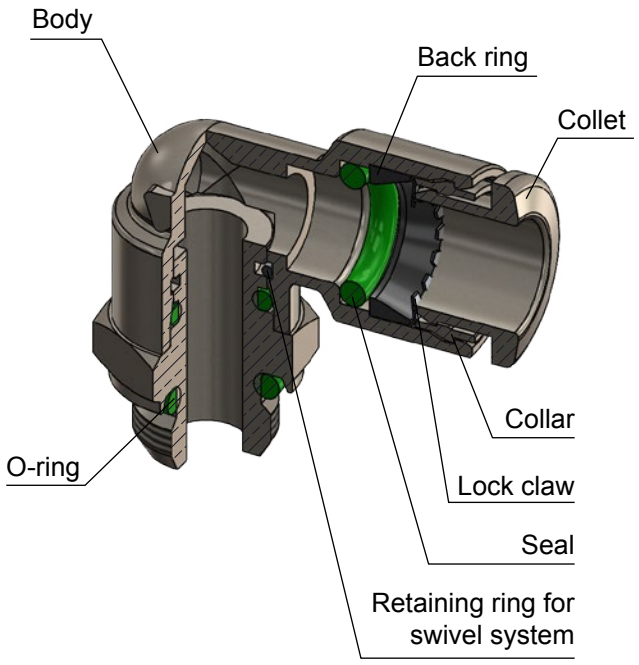

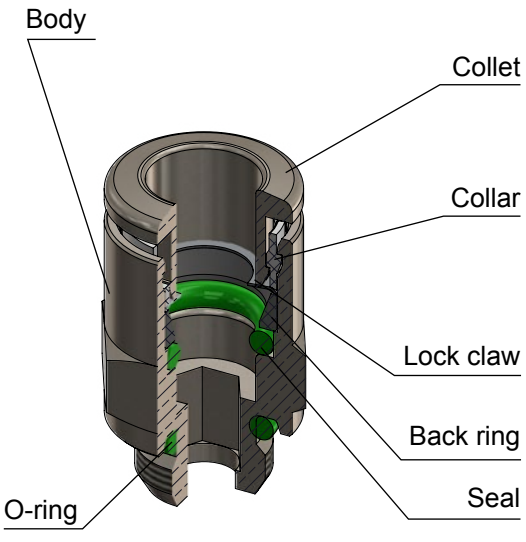

drawings and technical data are not binding & can be changed without notice

INSERTION OF THE TUBE INTO THE FITTING

- Make sure the tube is fully inserted into the fitting.
- To insert the tube into the fitting cut the tube off square (90°), insert tube up to the fitting end stop, and pull back gently to make sure it is correctly connected.
- If there is any damage or scratches on the tube surface the tube is an oval shape, air leakage and tube release may occur. Check the tube condition carefully.
- The OD of polyurethane tube expands when pressure is applied. Reinsertion into the fitting may not always be possible. Check the OD of the tube and renew it the expansion is out of tolerance.

DISCONNECTION OF THE TUBE FROM THE FITTING

- Make sure the pressure in the system is zero before releasing the tube from the fitting.
- To release the tube, press the release sleeve towards the fitting with one hand (1) and pull the tube away from the fitting with the other hand (2).
- Always remove the section of tube previously inserted into the fitting before reinserting the tube by cutting back the tube. Always use the correct tube cutter in order to cut the tube square and free of damage.

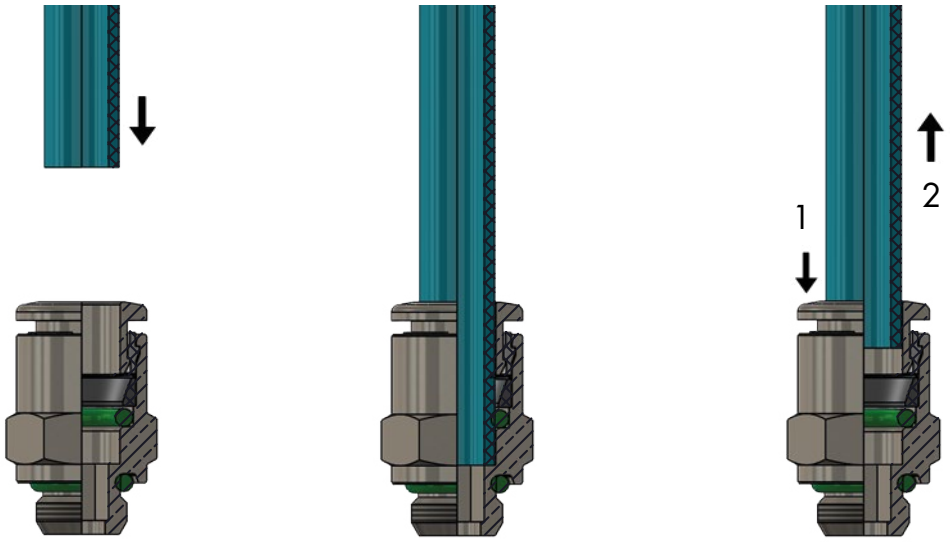

TOLERANCES - METRIC TUBE

Ø TUBE (mm)	4	6	8	10	12
TOLERANCE (mm)	± 0,1	± 0,1	± 0,1	± 0,15	± 0,15

INSERTION DEPTH - METRIC TUBE

Ø TUBE (mm)	4	6	8	10	12
TUBE INSERTION LENGHT (mm)	14	15,5	17,5	19	21

TIGHTENING TORQUE

PARALLEL GAS BSPP ISO 228 & METRIC ISO 262

THREAD	M5x0,8	M7x1	1/8"	1/4"	3/8"	1/2"
Nm	1 ± 20%	3 ± 20%	6 ± 20%	7,5 ± 20%	9 ± 20%	9 ± 20%

drawings and technical data are not binding & can be changed without notice

HFRC-G

Male connector BSPP & metric thread

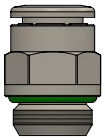

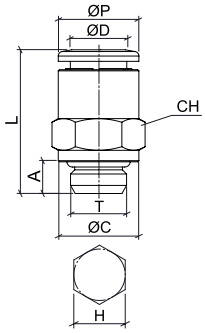

CODE	ØD	T	ØP	ØC	A	L	CH	H
HFRC04M5	4	M5x0,8	10	7	4	19,0	9	2,5
HFRC04G01		G 1/8"	10	14	5,5	18,0	10	3
HFRC04G02		G 1/4"	10	16	6,5	18,0	10	3
HFRC06M5	6	M5x0,8	12	7	4	21,0	11	2,5
HFRC06G01		G 1/8"	12	14	5,5	19,5	12	4
HFRC06G02		G 1/4"	12	16	6,5	19,5	12	4
HFRC08G01	8	G 1/8"	14	14	5,5	24,5	14	5
HFRC08G02		G 1/4"	14	16	6,5	21,5	14	6
HFRC08G03		G 3/8"	14	20	7,5	21,5	14	6
HFRC10G02	10	G 1/4"	16	16	6,5	27,5	16	7
HFRC10G03		G 3/8"	16	20	7,5	25,0	16	8
HFRC12G02	12	G 1/4"	19	16	6,5	30,0	19	7
HFRC12G03		G 3/8"	19	22	7,5	29,5	19	10
HFRC12G04		G 1/2"	19	25	9	28,0	19	10

HFROC

Male connector round body metric thread



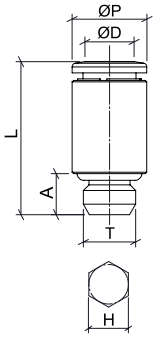

CODE	ØD	T	ØP	A	L	H
HFROC04M7	4	M7x1	10	6	20,5	2,5
* HFROC06M7C	6	M7x1	10	5,5	20,5	4

* compact version

HFRCF-G

Female connector BSPP thread



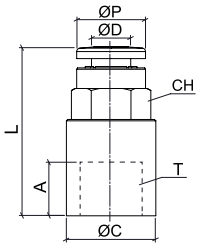

CODE	ØD	T	ØP	ØC	A	L	CH
HFRCF04G01	4	G 1/8"	10	13	7,5	24,5	13
HFRCF04G02		G 1/4"	10	16	11	27,0	10
HFRCF06G01	6	G 1/8"	12	13	7,5	26,0	12
HFRCF06G02		G 1/4"	12	16	11	29,0	12
HFRCF08G01	8	G 1/8"	14	13	7,5	27,0	14
HFRCF08G02		G 1/4"	14	16	11	30,0	14

HFRMM

Bulkhead connector

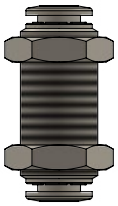

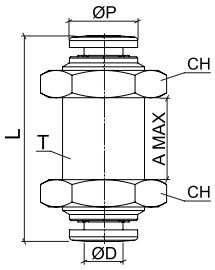

CODE	ØD	T	ØP	L	A MAX	CH
HFRMM04	4	M12x1	10	34,0	15	16
HFRMM06	6	M14x1	12	32,0	12	17
HFRMM08	8	M16x1	14	36,5	16	19
HFRMM10	10	M20x1	16	43,0	19	24
HFRMM12	12	M22x1,5	19	44,0	20	25

HFRL-G

Swivel male elbow BSPP & metric

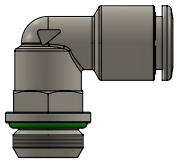

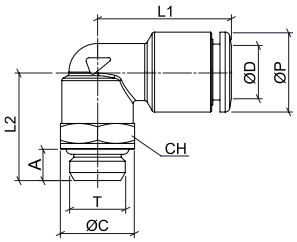

CODE	ØD	T	ØP	ØC	A	L1	L2	CH
HFRL04M5	4	M5x0,8	10	7	4	18,0	15,0	8
HFRL04G01		G 1/8"	10	13	5,5	19,5	19,0	13
HFRL04G02		G 1/4"	10	16	6,5	19,5	21,5	13
HFRL06M5	6	M5x0,8	12	7	4	19,5	16,0	8
HFRL06G01		G 1/8"	12	13	5,5	21,0	19,0	13
HFRL06G02		G 1/4"	12	16	6,5	21,0	21,5	13
HFRL08G01	8	G 1/8"	14	13	5,5	23,0	19,0	13
HFRL08G02		G 1/4"	14	16	6,5	23,0	21,5	13
HFRL08G03		G 3/8"	14	20	7,5	23,0	23,0	13
HFRL10G02	10	G 1/4"	16	16	6,5	26,0	23,0	16
HFRL10G03		G 3/8"	16	20	7,5	26,0	26,0	16
HFRL12G02	12	G 1/4"	19	16	6,5	31,0	25,5	20
HFRL12G03		G 3/8"	19	20	7,5	31,0	26,5	20
HFRL12G04		G 1/2"	19	25	9	31,0	29,0	20

HFRT-G

Swivel male tee BSPP thread



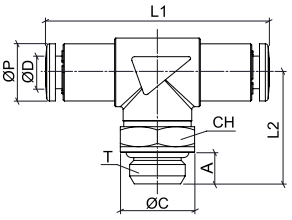

CODE	ØD	T	ØP	A	L1	L2	CH
HFRT04G01	4	G 1/8"	10	5,5	39,0	19,5	13
HFRT06G01	6	G 1/8"	12	5,5	42,0	19,5	13
HFRT06G02		G 1/4"	12	6,5	42,0	22,0	13
HFRT08G01	8	G 1/8"	14	5,5	46,5	19,5	13
HFRT08G02		G 1/4"	14	6,5	46,5	22,0	13

HFRST-G

Swivel male lateral tee BSPP thread

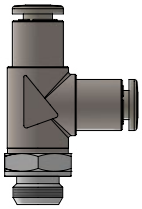

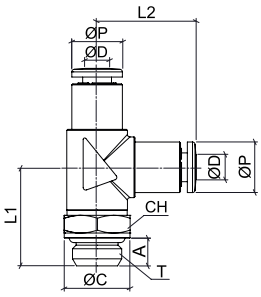

CODE	ØD	T	ØP	ØC	A	L1	L2	CH
HFRST04G01	4	G 1/8"	10	13	5,5	19,5	19,5	13

HFRA-G

Stem adapter BSPP thread



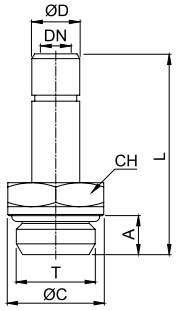

CODE	ØD	T	ØC	A	L	DN	CH
HFRA04G01	4	G 1/8"	13	5,5	28,0	2,0	13
HFRA06G01	6	G 1/8"	13	5,5	29,0	4,0	13
HFRA06G02		G 1/4"	16	6,5	30,5	4,0	13
HFRA08G01	8	G 1/8"	13	5,5	30,0	6,0	13
HFRA08G02		G 1/4"	16	6,5	32,0	6,0	13
HFRA10G01	10	G 1/8"	13	5,5	35,0	6,0	13
HFRA10G02		G 1/4"	16	6,5	36,5	8,0	13
HFRA12G02	12	G 1/4"	16	6,5	37,5	8,0	13

HFRUC

Union connector

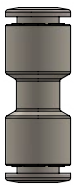

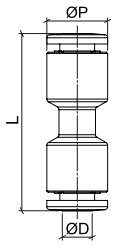

CODE	ØD	ØP	L
HFRUC04	4	10	29,0
HFRUC06	6	12	32,0
HFRUC08	8	14	35,5
HFRUC10	10	16	39,5
HFRUC12	12	19	44,0

HFRUL

Union elbow

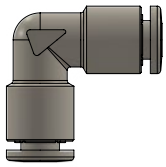

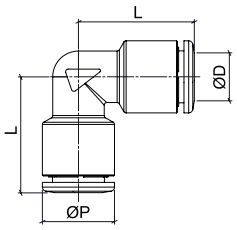

CODE	ØD	ØP	L
HFRUL04	4	10	18,0
HFRUL06	6	12	19,5
HFRUL08	8	14	22,5
HFRUL10	10	16	25,5
HFRUL12	12	19	29,0

HFRUT

Union tee

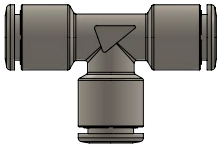

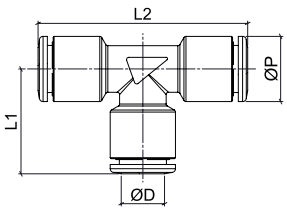

CODE	ØD	ØP	L1	L2
HFRUT04	4	10	18,0	36,0
HFRUT06	6	12	19,5	39,0
HFRUT08	8	14	22,5	45,0
HFRUT10	10	16	25,5	51,0
HFRUT12	12	19	29,0	58,0

HFRGJ

Stem reduction



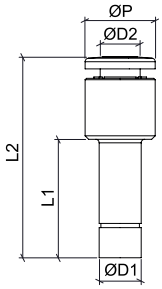

CODE	ØD1	ØD2	ØP	L1	L2
HFRGJ0604	6	4	10	17,0	28,5
HFRGJ0806	8	6	12	19,5	34,5
HFRGJ1008	10	8	14	24,0	37,5
HFRGJ1210	12	10	16	25,0	40,0

drawings and technical data are not binding & can be changed without notice